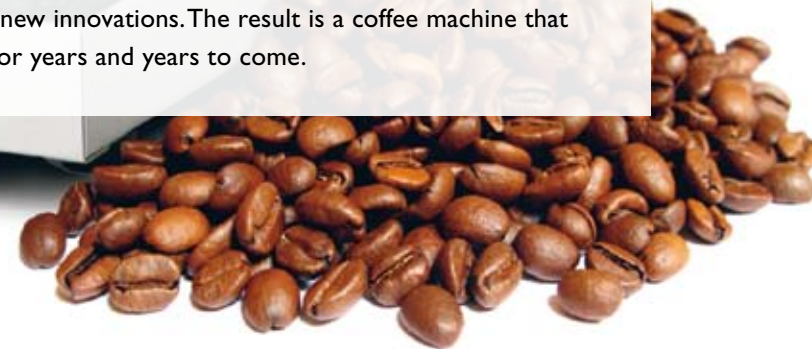




## THE ORIGINAL YOU CAN TRUST

Original is a complete series of our classic coffee machines. Machines that, for decades, have earned a reputation in cafés, restaurants, hotels and other environments where guests are served good coffee. The machines are built based on proven technology that has been complemented and refined over the years with new innovations. The result is a coffee machine that you can rely on and that you will enjoy for years and years to come.



### M1/M2/A2

Our highly-esteemed, faithful machine comes with both manual or automatic water refilling. The coffee brewers have hot plates. The automatically water-filled coffee brewers have digital displays and an alarm that signals when brewing is finished. The brewing amount 4-12 cups is easily adjusted on the front of the machine. 1.8 litre decanters come with all models. The automatic water-refill models also come with a water hose.



### DM4/DA4

The larger model has four hot plates. Water refilling is manual in DM4, while it is automatic in DA4. The automatic water-refilling model has a digital display, adjustable brewing quantity and an alarm that signals that brewing is finished. Brewing time is approx. 6 minutes.



### CATER

A quick and flexible brewer that brews directly into an elegant 2.5 litre serving station with tap and level tube. Cater comes as a single or double brewer. Brewing time approx. 5.5 minutes. The brewer features automatic water refill, a full and half brewing function, built-in tank and tea water tap on the front of the machine.



### MEGA GOLD M / A

An effective brewer with manual or automatic water refill. Its capacity is approx. 17 cups in 7 minutes, and brewing takes place directly in a practical 2.4 litre serving station. The brewers with automatic water refill have a digital display and an alarm that signals when brewing is finished. The brewing amount can be adjusted between 4 and 17 cups.



### THERMOS M / THERMOS A

Brews coffee directly into a 2.2 litre thermos, which makes serving coffee simple and flexible, as you can serve it anywhere. The machines come with manual (M) or automatic (A) water refill. Thermos A has a digital display, adjustable brewing quantity and an alarm when brewing is finished. The thermos also has sight glass. Brewing time is approx. 7 minutes.



### THERMOS OFFICE

A small, flexible machine with manual water refilling. Brews coffee directly through the lid into a 1.9 litre thermos, which facilitates handling and serving. Its 12-cup capacity per brew makes the machine perfect for small workplaces or serving sites. Brewing time approx. 7 minutes.



### GRINDER ORIGINAL

An elegant and silent grinder for grinding coffee beans directly into the filter holder or measuring cup. A clear display shows the number of cups to be ground. You can even select the coarseness. Fits all our Original and Serving Concept coffee brewers, as well as most 1.8 litre brewers on the market. The bean canister can hold about 2.5 kg of beans.



### HVA

A hot-water dispenser that beautifully complements the Original coffee brewers. Available with automatic or manual water refill. The temperature is regulated electronically between 72 and 96°. The digital display always shows the exact temperature. Holds approx. 7.5 litres.

### BASIC FACTS

Model	Thermos type/Brewer	Hot plates	Water refill	Capacity (approx.)
M1	Single	1	Manual	15 litres/hr
M2	Single	2	Manual	15 litres/hr
A2	Single	2	Automatic	15 litres/hr
DM4	Double	4	Manual	30 litres/hr
DA4	Double	4	Automatic	30 litres/hr
Single Cater	2.5 litre serving station	–	Automatic	21 litres/hr
Cater	2 x 2.5 litre serving stations	–	Automatic	40 litres/hr
Mega Gold A	2.5 litre serving station	–	Automatic	19 litres/hr
Mega Gold M	2.5 litre serving station	–	Manual	19 litres/hr
V2	–	2	–	–
Thermos M	2.2 litre pump thermos	–	Manual	15 litres/hr
Thermos A	2.2 litre pump thermos	–	Automatic	15 litres/hr
Thermos Office	1.9 litre thermos	–	Manual	15 litres/hr
Original Grinder	–	–	–	–
HVA	–	–	Automatic/manual	18 litres/hr
HVA 3-phase	–	–	Automatic/manual	67 litres/hr

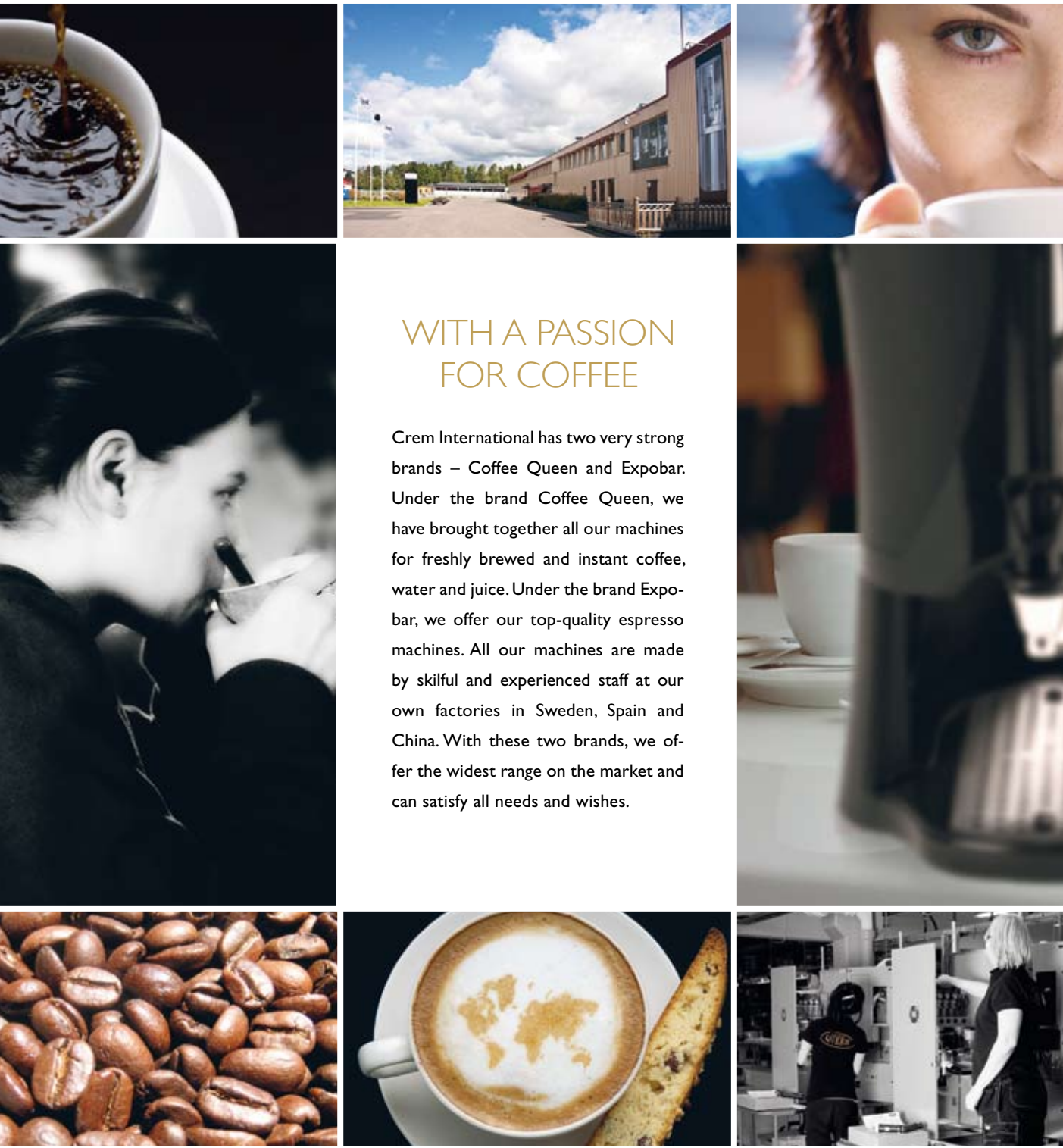
Cup size 150 ml

### TECHNICAL SPECIFICATIONS

Model	Power supply	Water connection	Width mm	Depth mm	Height mm
M1	230V 1N/2390W	–	205	360	430
M2	230V 1N/2390W	–	205	360	430
A2	230V 1N/2390W	Cold water 1/2" R*	205	360	430
DM4	400V 2N/4780W	–	410	360	430
DA4	400V 2N/4780W	Cold water 1/2" R*	410	360	430
Single Cater	230V 1N/2500W	Cold water 1/2" R*	205	420	675
Cater	400V 2N/4400W	Cold water 1/2" R*	410	420	675
Mega Gold A	230V 1N/2200W	Cold water 1/2" R*	205	390	640
Mega Gold M	230V 1N/2200W	–	205	390	640
V2	230V 1N/190W	–	360	190	60
Thermos M	230V 1N/2200W	–	205	360	545
Thermos A	230V 1N/2200W	Cold water 1/2" R*	205	360	545
Thermos Office	230V 1N/2200W	–	205	360	430
Original Grinder	230V 1N/400W	–	215	360	475
HVA	230V 1N/2200W	Cold water 1/2" R*	225	410	500
HVA 3-phase	400V 3N/6000W	Cold water 1/2" R*	225	410	500

\* UK 3/8" R

COFFEE QUEEN  
ORIGINAL






WITH A PASSION  
FOR COFFEE

Crem International has two very strong brands – Coffee Queen and Expobar. Under the brand Coffee Queen, we have brought together all our machines for freshly brewed and instant coffee, water and juice. Under the brand Expobar, we offer our top-quality espresso machines. All our machines are made by skilful and experienced staff at our own factories in Sweden, Spain and China. With these two brands, we offer the widest range on the market and can satisfy all needs and wishes.



ACCESSORIES

		
2.5 litre serving station	Display lid for serving station	2.2 litre pump thermos
		
1.8 litre glass decanter	Kinnox decanter	1.9 litre thermos
		
V-2 Hot plate for two decanters		